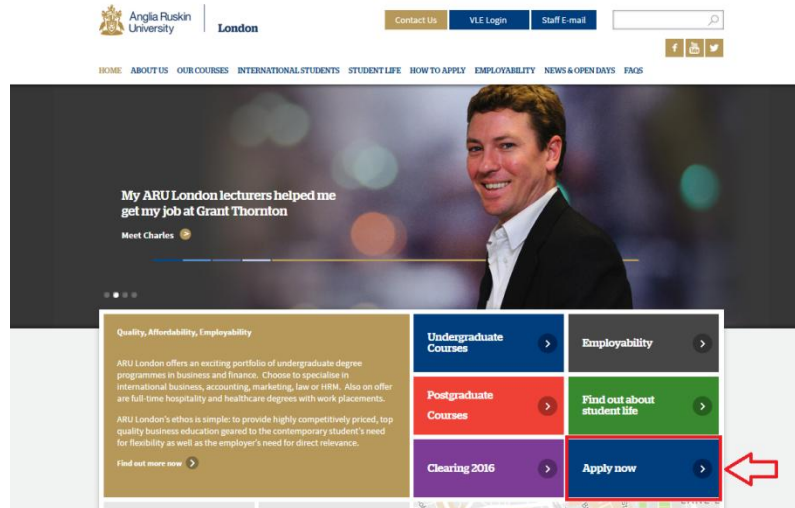


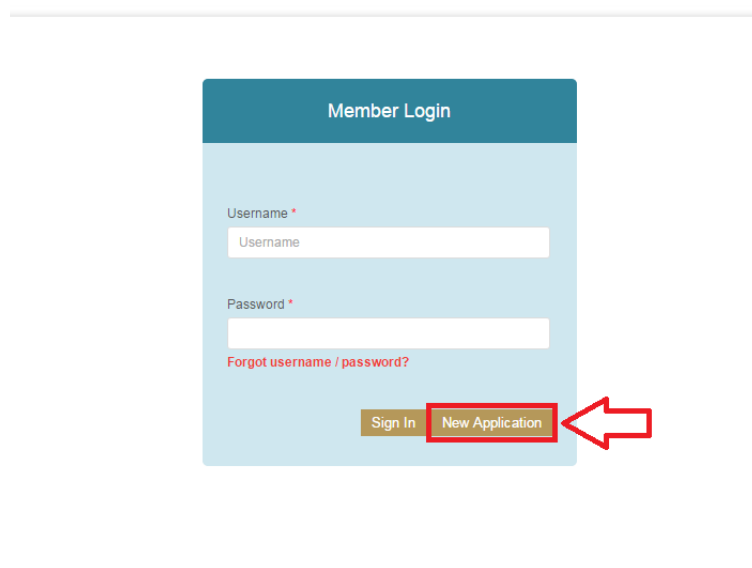
ARU London Application Guide

Start by visiting the ARU London website - www.lca.anglia.ac.uk

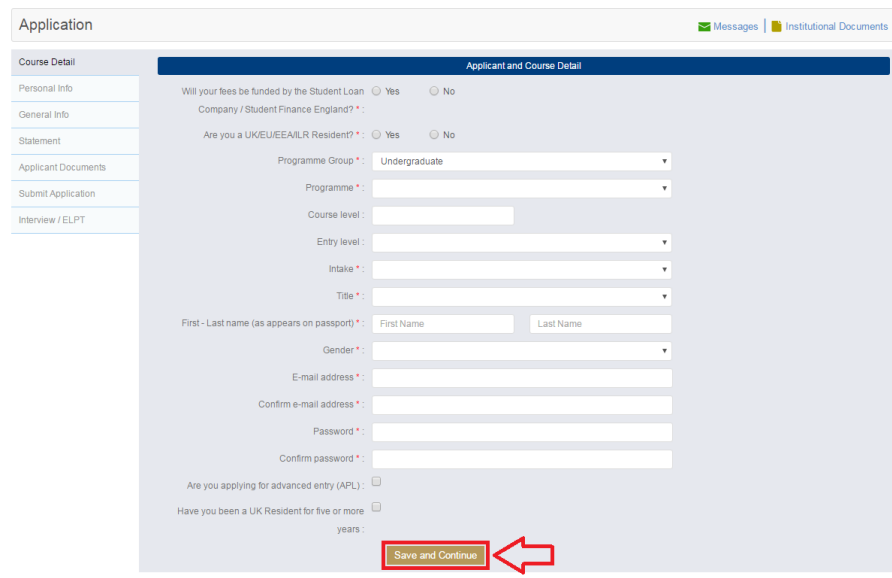
1. Once on the website, click the 'Apply now' button as highlighted below.



2. You will be redirected to the following page, click 'New Application'.



3. You will see the page below. Please fill in all required fields accurately, including all tick boxes if relevant.
4. Once you have filled in all fields, click 'Save and Continue' as highlighted below.



Application Messages Institutional Documents

Course Detail Applicant and Course Detail

Personal Info Will your fees be funded by the Student Loan Company / Student Finance England? Yes No

General Info Are you a UK/EU/EEA/ILR Resident? Yes No

Statement Programme Group * : Undergraduate

Applicant Documents Programme * :

Submit Application Course level :

Interview / ELPT Entry level * :

Intake * :

Title * :

First - Last name (as appears on passport) * : First Name Last Name

Gender * :

E-mail address * :


Confirm e-mail address * :

Password * :

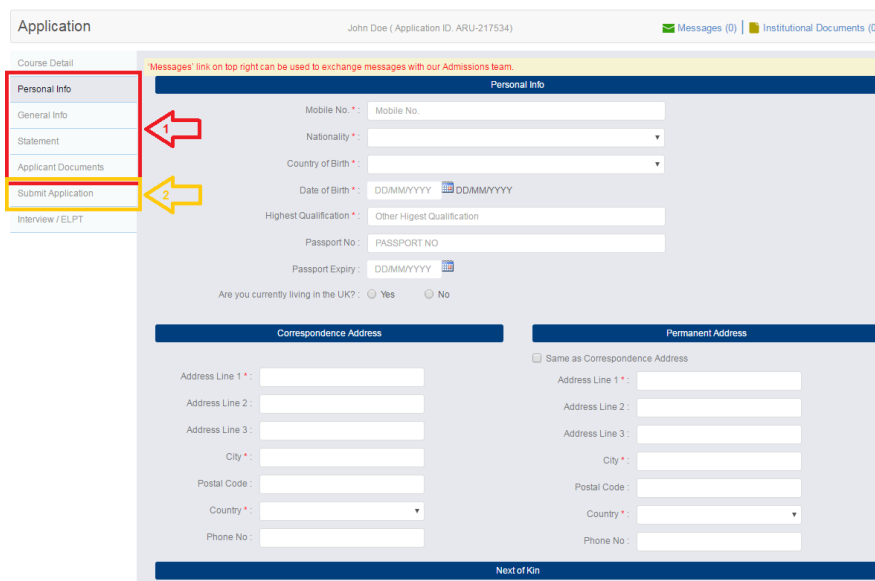
Confirm password * :

Are you applying for advanced entry (APE) ?

Have you been a UK Resident for five or more years :

Save and Continue 

5. You will be redirected to the below page. Here you will be asked to complete the remaining pages highlighted in the red box on the left. Compulsory fields are highlighted with a *. Once all the pages have been filled correctly you can then click 'Submit Application'.



Application John Doe (Application ID: ARU-217534) Messages (0) Institutional Documents (0)

Course Detail Messages' link on top right can be used to exchange messages with our Admissions team.

Personal Info

Mobile No. * : Mobile No.

Nationality * :

Country of Birth * :

Date of Birth * : DD/MM/YYYY DD/MM/YYYY

Highest Qualification * : Other Highest Qualification

Passport No. : PASSPORT NO

Passport Expiry : DD/MM/YYYY

Are you currently living in the UK? Yes No

Correspondence Address Permanent Address

Address Line 1 * : Address Line 1 * : Same as Correspondence Address

Address Line 2 : Address Line 2 :

Address Line 3 : Address Line 3 :

City * : City * :

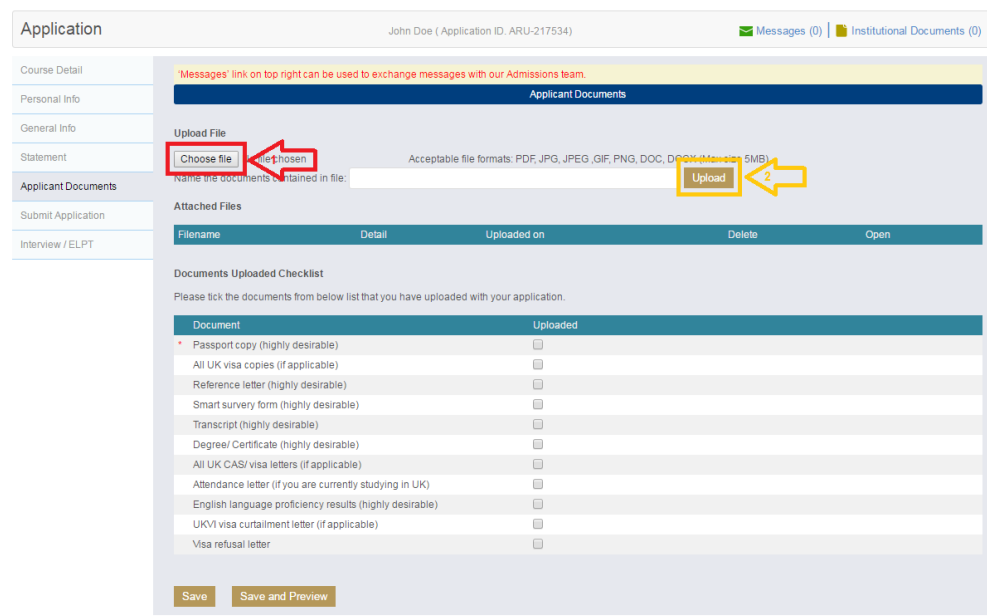
Postal Code : Postal Code :

Country * : Country * :

Phone No. : Phone No. :

Next of Kin

6. One of the pages, 'Applicant Documents' will require you to upload documents to support your application. This will include Passport, Academic Qualifications, CV and anything you may feel relevant to your application.
7. To upload a document click 'Choose file' as highlighted in red below. Select the document and name it. Then click 'Upload'. This process will need to be repeated for each document.



Application John Doe (Application ID: ARU-217534) Messages (0) Institutional Documents (0)

Course Detail
Personal Info
General Info
Statement
Applicant Documents
Submit Application
Interview / ELPT

'Messages' link on top right can be used to exchange messages with our Admissions team.

Applicant Documents

Upload File

Choose file Acceptable file formats: PDF, JPG, JPEG, GIF, PNG, DOC, DOCX, Max size: 5MB

Name the documents contained in file: Upload

Attached Files

Filename	Detail	Uploaded on	Delete	Open
----------	--------	-------------	--------	------

Documents Uploaded Checklist

Please tick the documents from below list that you have uploaded with your application.

Document	Uploaded
Passport copy (highly desirable)	<input type="checkbox"/>
All UK visa copies (if applicable)	<input type="checkbox"/>
Reference letter (highly desirable)	<input type="checkbox"/>
Smart survey form (highly desirable)	<input type="checkbox"/>
Transcript (highly desirable)	<input type="checkbox"/>
Degree/ Certificate (highly desirable)	<input type="checkbox"/>
All UK CAS/ visa letters (if applicable)	<input type="checkbox"/>
Attendance letter (if you are currently studying in UK)	<input type="checkbox"/>
English language proficiency results (highly desirable)	<input type="checkbox"/>
UKVI visa curtailment letter (if applicable)	<input type="checkbox"/>
Visa refusal letter	<input type="checkbox"/>

Save Save and Preview

8. As mentioned, once you have completed all pages click the 'Submit Application' page on the left menu. Once on this page scroll down ensuring all information you have provided is correct. Once you have confirmed all the information is correct scroll to the bottom of the page, click 'I Agree' and then 'Submit' as highlighted below.
9. Your application will now be sent to our admissions team who will aim to respond as soon as possible. Please regularly login to your application, using the details provided to your email, to check if our team require anything further.

Declaration *

I confirm that, the information that I have provided is correct to the best of my knowledge and I have read and agree to the [Terms and Conditions](#) of Enrolment on ARU's website: www.lca.anglia.ac.uk

I Agree I Do not Agree

Back Submit