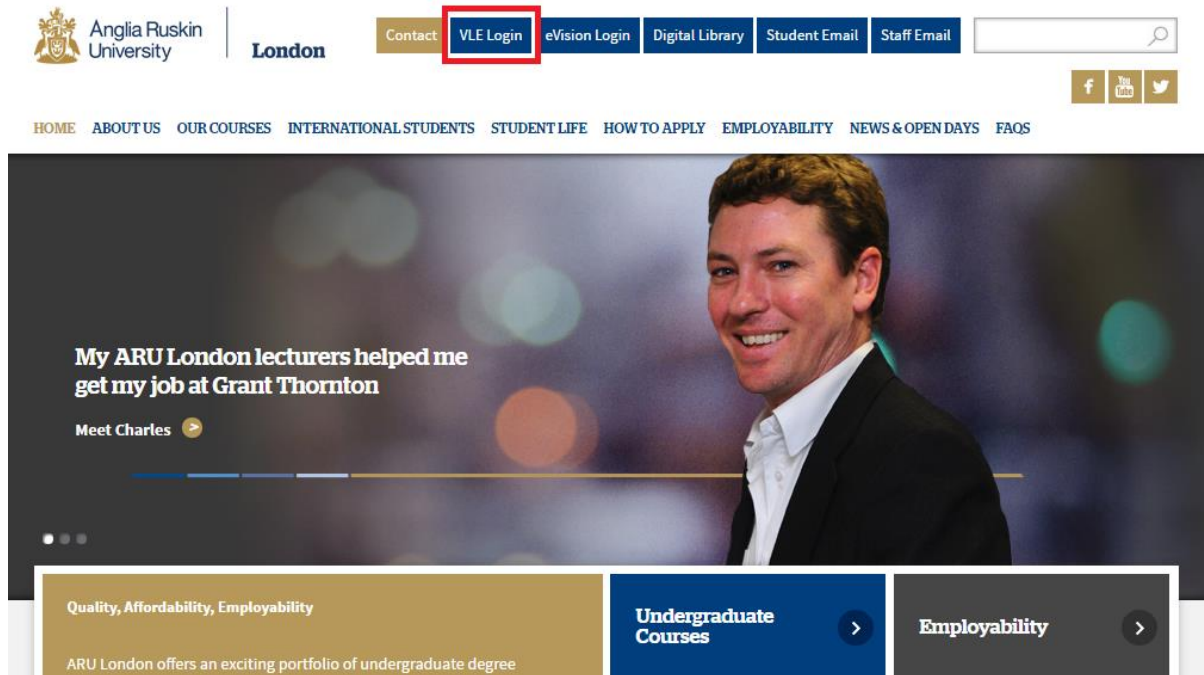


ARU Registration Guide

Start by opening the ARU London website - www.lca.anglia.ac.uk - and click 'VLE Login' at the top of the page as highlighted below.



The screenshot shows the top of the ARU London website. On the left is the Anglia Ruskin University logo. In the center, the word "London" is displayed. To the right of "London" is a navigation menu with several items: "Contact", "VLE Login" (highlighted with a red box), "eVision Login", "Digital Library", "Student Email", and "Staff Email". Further right is a search bar. Below the navigation menu are social media icons for Facebook, LinkedIn, and Twitter. A horizontal navigation bar contains the following links: HOME, ABOUT US, OUR COURSES, INTERNATIONAL STUDENTS, STUDENT LIFE, HOW TO APPLY, EMPLOYABILITY, NEWS & OPEN DAYS, and FAQs. The main content area features a large image of a smiling man in a suit. Overlaid on the image is the text: "My ARU London lecturers helped me get my job at Grant Thornton" and "Meet Charles" with a right-pointing arrow. Below the image are three promotional boxes: "Quality, Affordability, Employability" with the text "ARU London offers an exciting portfolio of undergraduate degree", "Undergraduate Courses" with a right-pointing arrow, and "Employability" with a right-pointing arrow.

Enter your username and password which are provided to you in the registration email.

VLE Authentication

Username: *

Password: *


[Forgot username / password?](#) / [Register?](#)

Login with first six (06) digits of your ARUL student Id.


Once logged in two tabs will be highlighted in red for you to complete. VLE Registration and e:Vision registration. Please complete each section.

WELCOME DUMMY 01 Student Profile | Change Password | Logout


VLE Registration **e:Vision Registration**




My Modules




My Career Mgt.




My Attendance




My Letter Request



My Timetable



My Accounts



My Support

VLE Registration Section

Within this section please complete all relevant fields highlighted below as well as reviewing and confirming your personal details. Please ensure you upload your Student Finance document and ID Card Photo.

Once complete, click 'Register Now' at the bottom of the page.

REGISTRATION JANUARY, 2017

Registration

Student Reference : 300185 / 413066

What type of loan have you applied for : *

Please provide your Customer Reference Number OR Student Support number below. These numbers can be obtained from any correspondence you might have received from Student Finance England.

Student Support Number :

OR

Customer Reference Number :

Please upload copy of your Student Finance England document that indicates above reference number(s).

Upload Your Document : No file chosen (.jpg-.png,.pdf only up to 10 MB Size)

First Name :

Last Name :

Programme Group :

Programme :

Please upload your photograph, this will be used for your ID card(s).


Upload Your Photo : No file chosen (.jpg-.png only up to 10 MB Size)

When you have clicked 'Register Now' you will be advised to click the 'VLE' button at the top of the page to continue with your registration.


Note: the VLE Registration tab is now highlighted green to confirm it is completed.

WELCOME DUMMY 01 Student Profile | Change Password | Logout


VLE Registration **e:Vision Registration**




My Modules




My Career Mgt.




My Attendance




My Letter Request



My Timetable



My Accounts



My Support

Please complete the remaining sections to finalise your registration. If you require assistance completing the e:Vision Registration section please use the guide we have provided, highlighted below.

e:Vision Registration

ARU Student ID.:

Name :

Please note your following login details for e:Vision:

e:Vision Username:

e:Vision Password:

** Once you have completed e:Vision registration, please allow up to 48 hours for your timetable to appear on VLE.*

If you are having trouble completing your e:Vision registration please view our guide below

Guide

[Click for e:Vision Registration](#)

Thank you for completing your registration.

If you have any queries please contact registration@lca.anglia.ac.uk.