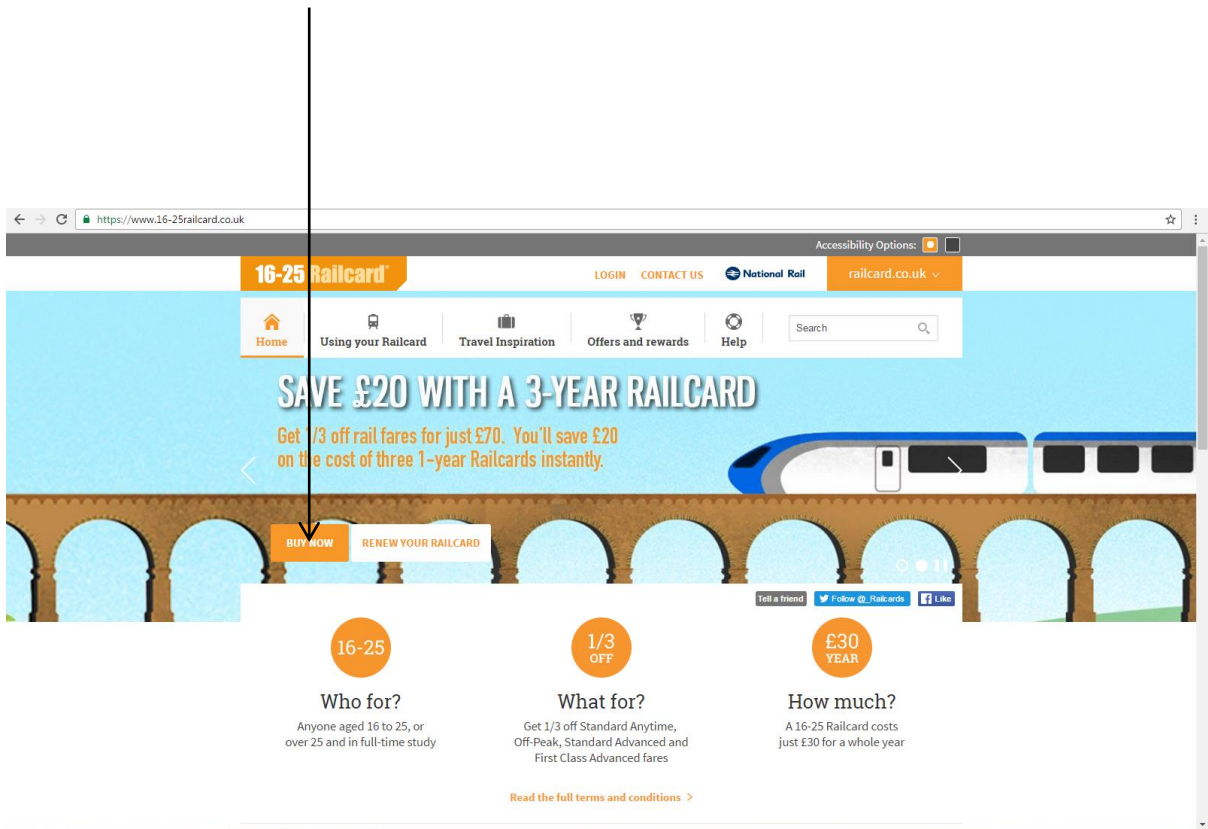


# How to apply for a 16-25 railcard:

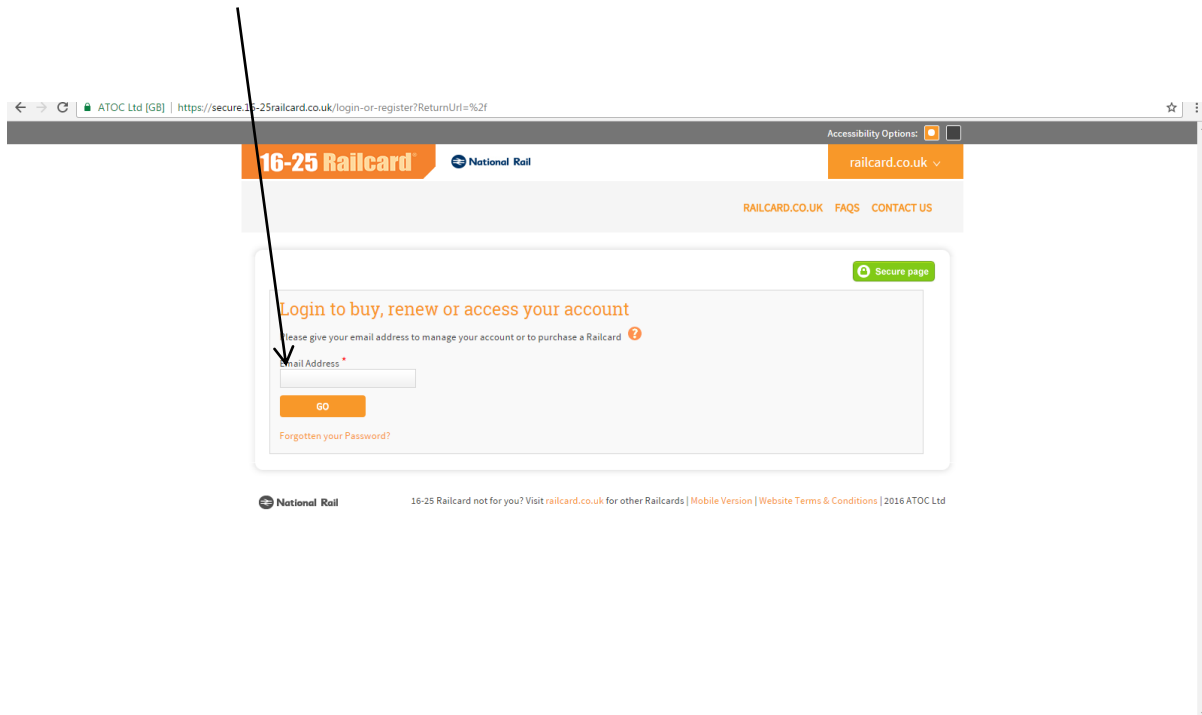
## Step 1: Go to

<https://www.16-25railcard.co.uk/>

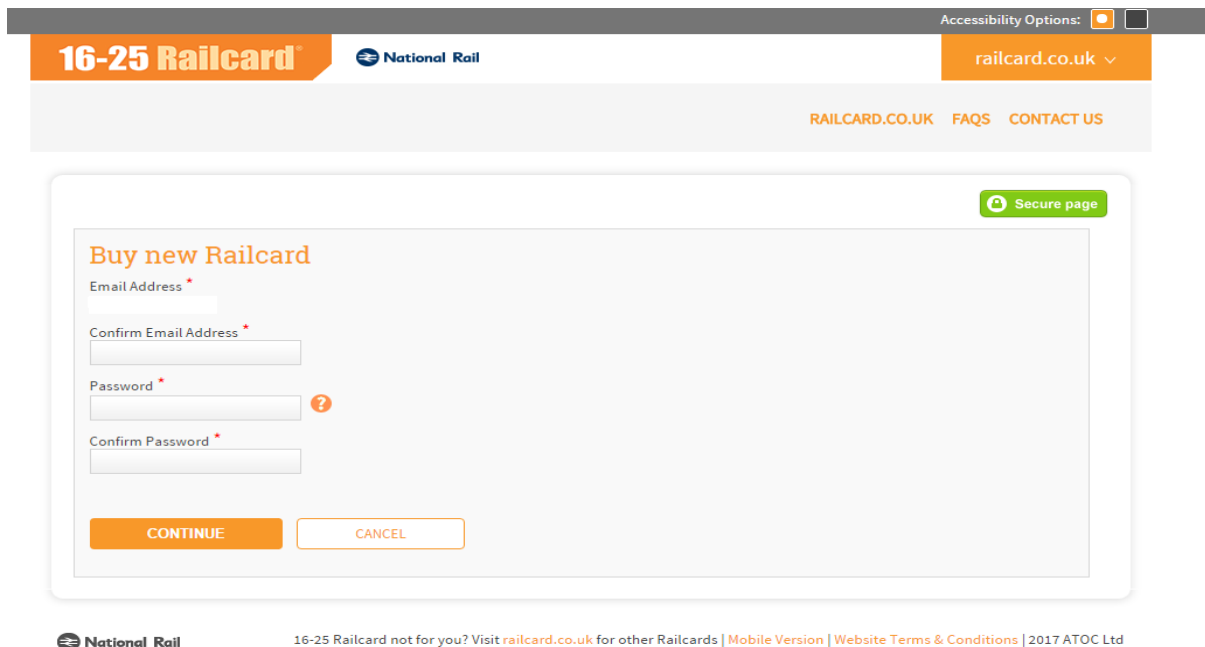
## Step 2: Click 'Buy Now'



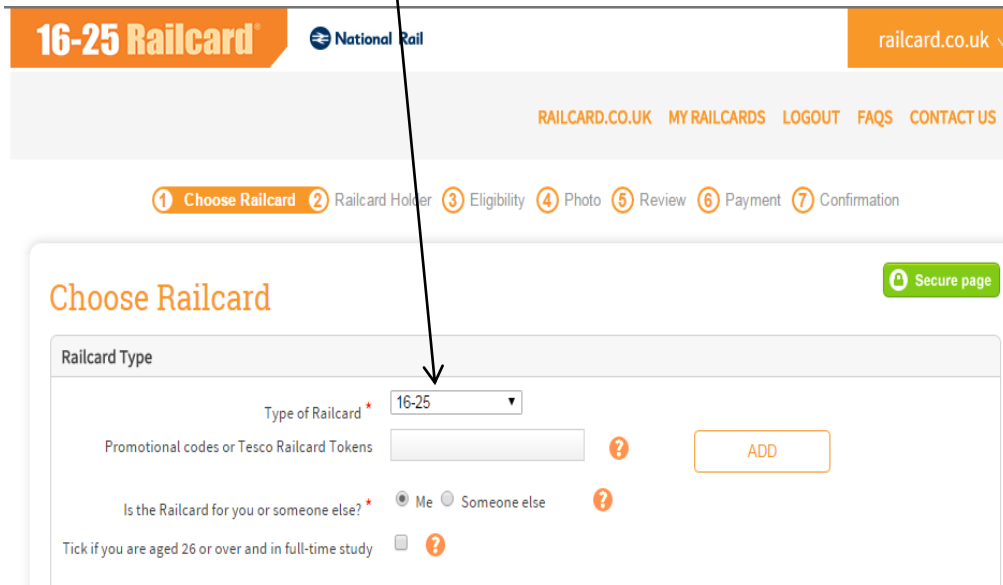
### Step 3: Input your email address



### Step 4: Confirm your email address and set your password



## Step 5: Choose 16-25 Railcard



**16-25 Railcard** National Rail railcard.co.uk

RAILCARD.CO.UK MY RAILCARDS LOGOUT FAQS CONTACT US

1 Choose Railcard 2 Railcard Holder 3 Eligibility 4 Photo 5 Review 6 Payment 7 Confirmation

### Choose Railcard

Secure page

Railcard Type

Type of Railcard \* 16-25

Promotional codes or Tesco Railcard Tokens  ?

Is the Railcard for you or someone else? \*  Me  Someone else ?

Tick if you are aged 26 or over and in full-time study  ?

## Step 6: Have your documents ready

What will you need?

- ✓ Either a valid passport, a UK driving licence, or a machine readable national identity card.
- ✓ 1 digital passport-sized photo.
- ✓ Either a credit or debit card (Visa, MasterCard, Visa Debit, Visa Electron, MasterCard Debit or Maestro).




## Step 7: Select type of railcard and press next

Your Railcard selection

Would you like a 1-year or 3-year Railcard? \* ?

### 1-year Railcard




- ✓ Save 1/3 on Standard and First Class Advance tickets
- ✓ On average customers Save £174 a year on travel
- ✓ Exclusive offers and Discounts

£30.00

SELECT

### 3-year Railcard



- ✓ Save 1/3 on Standard and First Class Advance tickets
- ✓ On average customers Save £174 a year on travel
- ✓ Exclusive offers and Discounts
- ✓ Save £20 with this special online only offer

£70.00

SELECT

Do you already have a station Railcard that has validity left on it?

If you already have a valid Railcard from a station, press Renew and confirm your station-bought Railcard details to avoid losing your Railcard's validity.

RENEW

BACK We save your details at every step, just log back in to pick up where you left off NEXT

## Step 8: Fill in your personal details e.g. name, date of birth and employment status

16-25 Railcard National Rail railcard.co.uk

RAILCARD.CO.UK MY RAILCARDS LOGOUT FAQs CONTACT US

1 Choose Railcard 2 Railcard Holder 3 Eligibility 4 Photo 5 Review 6 Payment 7 Confirmation

### Railcard Holder Details

Secure page

Please tell us a bit more about yourself Please complete all details

Your Title \* Select Title

Your First Name \*

Your Surname \*

Your Date of Birth \* Day Month Year

Your Gender \* Male Female

Your Employment Status

Your UK Phone Number

Please tell us where you live

## Step 9: Choose address where you want your railcard to be sent

Please tell us where you live

### Delivery Address

House Name/Number

Postcode

[FIND ADDRESS](#)

[Enter address manually](#)

### Billing Address

House Name/Number

Postcode

[FIND ADDRESS](#)

[Enter address manually](#)

My billing address is the same as my delivery address [?](#)

If the address on your bank account is different from delivery address click on this box and put correct details under Billing Address

## Step 10: Pick your delivery option

Choose your Delivery Type?

Please select your delivery type \*

- Royal Mail First Class (FREE) [?](#)
- Royal Mail Special Delivery (£6.50) [?](#)

The Railcard should be with you between 16/01/2017 and 20/01/2017.

[BACK](#) We save your details at every step, just log back in to pick up where you left off [NEXT](#)

## Step 11: Select one of the following: Passport OR UK Driving Licence OR National Identity Card as proof of identity

[RAILCARD.CO.UK](#) [MY RAILCARDS](#) [LOGOUT](#) [FAQS](#) [CONTACT US](#)

1 Choose Railcard 2 Railcard Holder 3 Eligibility 4 Photo 5 Review 6 Payment 7 Confirmation

### Eligibility Check

Secure page

Choose either a UK driving licence, International Passport or National Identity Card as proof of your age

#### International Passport



SELECT

#### UK Driving Licence



SELECT

#### National Identity Card



SELECT

BACK


We save your details at every step, just log back in to pick up where you left off

## STEP 12: Enter details from your document

### Enter your Driving Licence details

The licence number is shown on line 5 of your licence next to your photo.

Check the driving licence image to see where the information is located on your licence and how to enter it.



Please enter the numbers in the correct order \*

1.  2.  3.  4.  ?

BACK

We save your details at every step, just log back in to pick up where you left off

NEXT



## Step 13: Upload passport-style photograph

### Upload Photo

Secure page

How your photo should look

Looks good ?



Not acceptable ?



Please upload a photo of yourself

Please provide this photo in JPEG format making sure your image is less than 4 megabytes (4Mb) in size.

See our [FAQs](#) for more help on uploading your photo. All photos will be checked to make sure they meet our requirements. If your photo does not meet our requirements we will notify you by email within 24 hours and you will need to upload a new photo.

Browse to file \*

CHOOSE IMAGE

No image chosen

UPLOAD

BACK

We save your details at every step, just log back in to pick up where you left off

## Step 14: Check if all details are correct

1 Choose Railcard 2 Railcard Holder 3 Eligibility 4 Photo 5 Review 6 Payment 7 Confirmation

### Please check all the details you have entered are correct

Secure page


#### Personal Details / Delivery Address

Name	Miss Natalia Czerniawska
Address	2 Sydney Road London
Postcode	N8 0EX
<a href="#">EDIT</a>	

#### Railcard Details and Promotional Codes

No Promotional Code Used	<a href="#">Add Promotional Code</a>
Expiry date of new Railcard	No earlier than 22/01/2018 ?

#### Photo



[EDIT](#)

#### Transaction Summary

1-year 16-25 Railcard	£30.00
+ Royal Mail First Class <a href="#">Change Delivery</a>	FREE
<b>Railcard Total</b>	<b>£30.00</b>



### Step 15: Accept terms and conditions click confirm

I accept the [terms and conditions](#) for the Railcard highlighted above. \*

TOTAL TO PAY

£30.00

(Payment to be taken on the next page)

BACK

CONFIRM

### Step 16: Provide billing address for your bank card

#### Payment

Secure page

1 Please enter your billing address

Title Miss

First Name

Last Name

Address Line 1

Address Line 2

Town / City

Postcode

Country United Kingdom





**Step 17: Fill in your debit or credit card details. Click Pay to proceed with transaction.**

2 Please enter your debit or credit card details

Amount **£30.00**

Card Type

Card Number

Expiry Date

Security Code

After completing the above fields, please press the Confirm button. Authorising your transaction may take a little time - we appreciate your patience.  
Please do NOT click the stop, refresh, or back buttons in your web browser during your payment as you may be charged multiple times.

[BACK](#)

[PAY](#)

