

How to activate your LinkedIn Learning



LEARNING
WITH **Lynda.com**[®] CONTENT



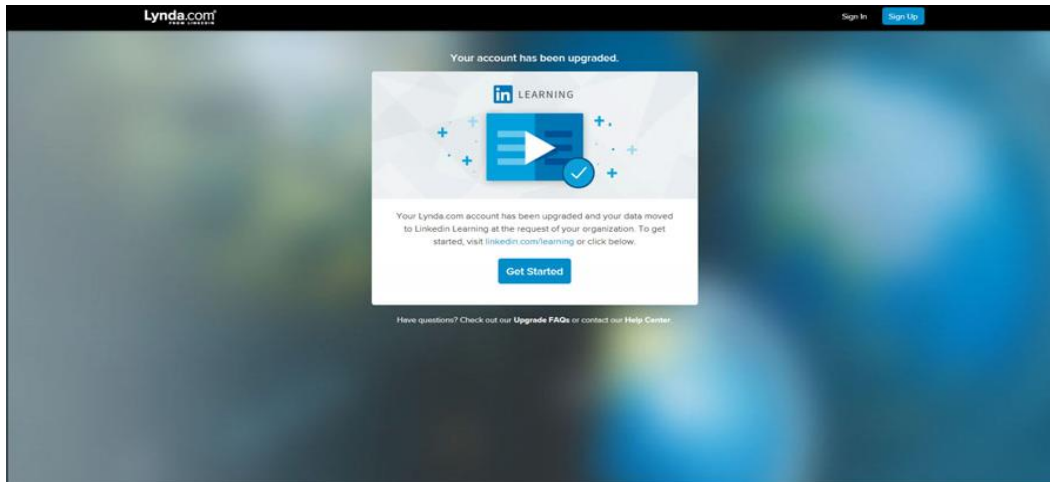
a.r.u. | Anglia Ruskin
University

LinkedIn learning is a leading online learning company that can help give you the knowledge and skills to utilize software that is used at ARUL as well as honing other skills including communication and leadership.

To activate your new LinkedIn Learning account:

1) Go to arul.ink/linkedinlearning

2) Select **Get Started**

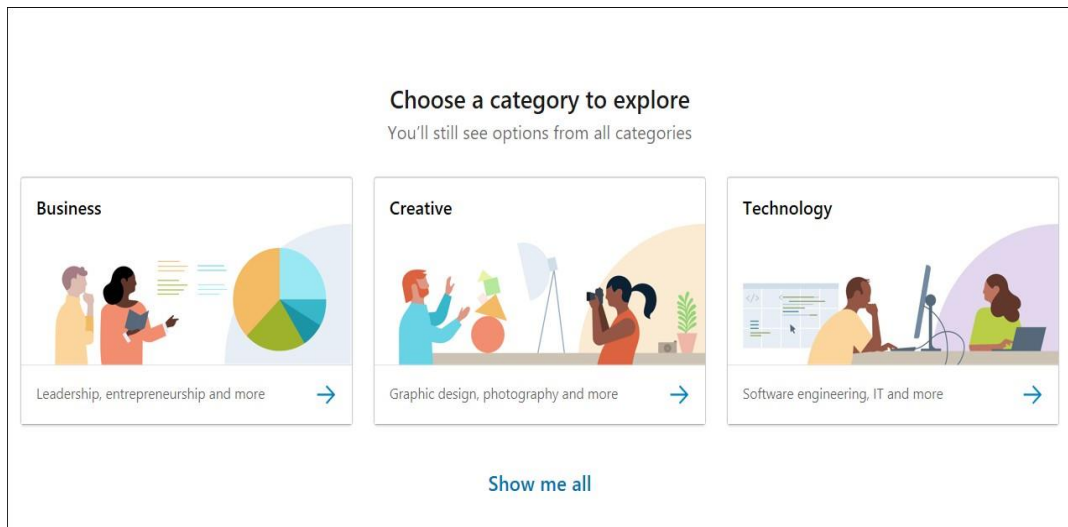


3) Select **Sounds good**



LinkedIn Learning allows you to specify your areas of interest in relation to your online learning. You will still be able to view all courses, but choosing what you are interested in means your LinkedIn Learning homepage will make suggestions relevant to your areas of interest. You can also change these selections later if you wish.

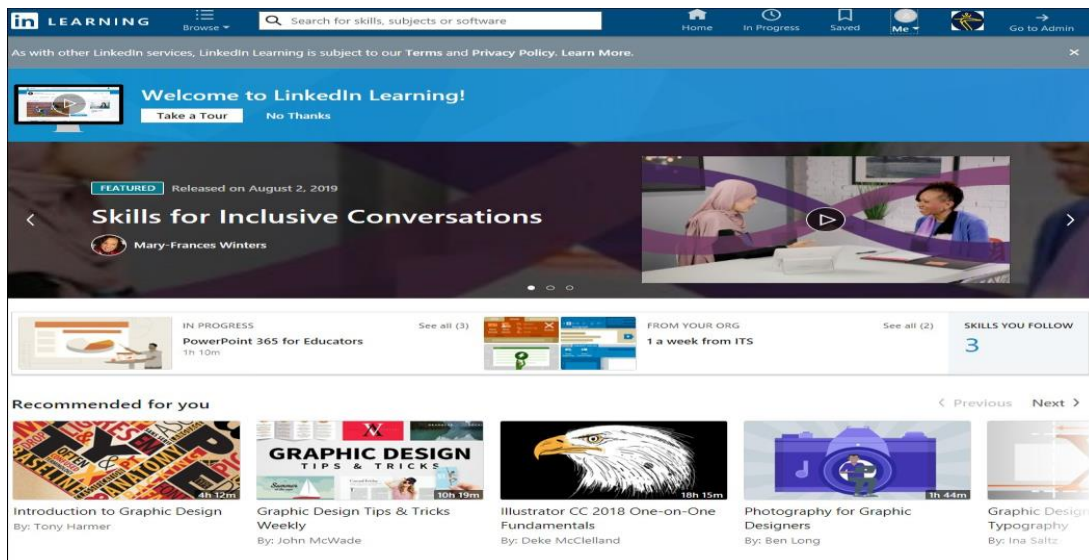
4) Click on **Show me all** to browse and choose from all areas (or click on one of the three areas shown (Business, Creative, or Technology) if one of these is your skill area of preference.



5) Select one or more skills and click **Continue**



That's it! You're now into LinkedIn Learning, where you should find your previous Lynda learning history available, and you can resume a course or start a new course straight away.



Should you need further information regarding VLE, please contact or visit the iCentre or LRC.

Email: icentre@london.aru.ac.uk
Email: learningresources@london.aru.ac.uk